

最近の建築確認件数等の状況について

平成21年1月30日
国土交通省
住宅局 建築指導課

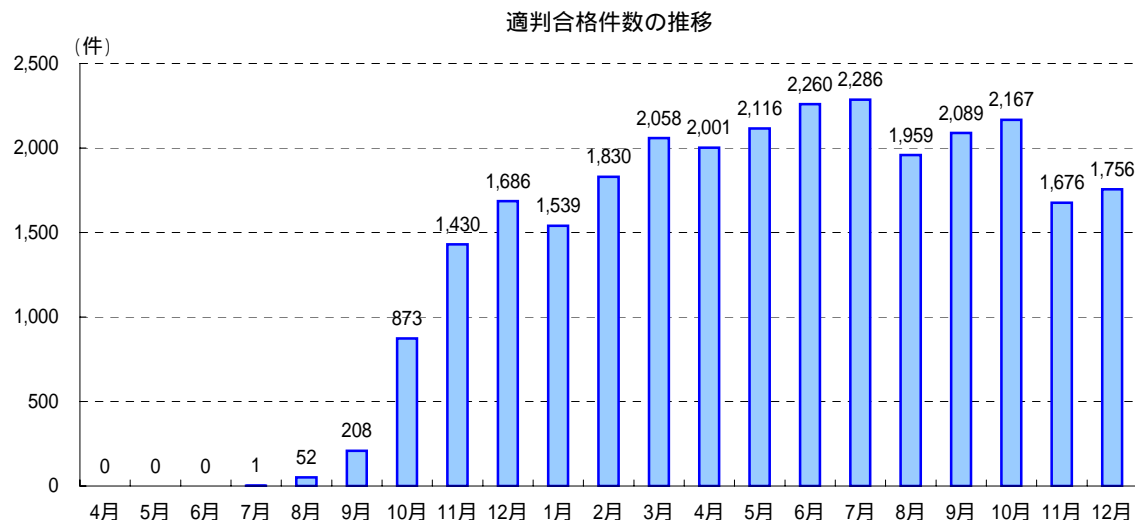
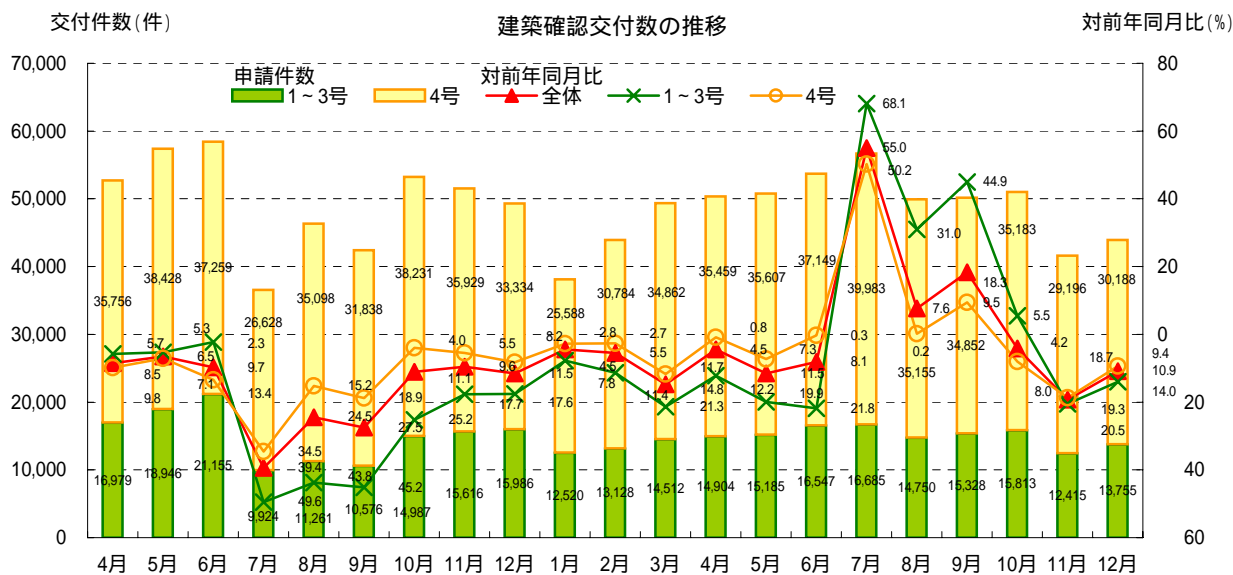
12月の建築確認件数は、前月より増加し、対前年同月比は減少。1～3号建築物、4号建築物とも対前年同月比は減少。構造計算適合性判定の合格件数は前月より増加。

【建築確認(交付件数)の推移】

| 平成20年 | 4月 | 5月 | 6月 | 7月 | 8月 | 9月 | 10月 | 11月 | 12月 |
|------------|--------|--------|--------|--------|--------|--------|--------|--------|--------|
| 建築確認(交付件数) | 50,363 | 50,792 | 53,696 | 56,668 | 49,905 | 50,180 | 50,996 | 41,611 | 43,943 |
| (対前年同月比) | 4.5 | 11.5 | 8.1 | 55.0 | 7.6 | 18.3 | 4.2 | 19.3 | 10.9 |
| 1～3号建築物 | 14,904 | 15,185 | 16,547 | 16,685 | 14,750 | 15,328 | 15,813 | 12,415 | 13,755 |
| (1) | 12.2 | 19.9 | 21.8 | 68.1 | 31.0 | 44.9 | 5.5 | 20.5 | 14.0 |
| 適判合格件数 | 2,001 | 2,116 | 2,260 | 2,286 | 1,959 | 2,089 | 2,167 | 1,676 | 1,756 |
| 4号建築物 | 35,459 | 35,607 | 37,149 | 39,983 | 35,155 | 34,852 | 35,183 | 29,196 | 30,188 |
| (2) | 0.8 | 7.3 | 0.3 | 50.2 | 0.2 | 9.5 | 8.0 | 18.7 | 9.4 |

| 平成19年 | 4月 | 5月 | 6月 | 7月 | 8月 | 9月 | 10月 | 11月 | 12月 | 1月 | 2月 | 3月 |
|------------|--------|--------|--------|--------|--------|--------|--------|--------|--------|--------|--------|--------|
| 建築確認(交付件数) | 52,735 | 57,374 | 58,414 | 36,552 | 46,359 | 42,414 | 53,218 | 51,545 | 49,320 | 38,108 | 43,912 | 49,374 |
| (対前年同月比) | 8.5 | 6.5 | 9.7 | 39.4 | 24.5 | 27.5 | 11.1 | 9.6 | 11.5 | 4.5 | 5.5 | 14.8 |
| 1～3号建築物 | 16,979 | 18,946 | 21,155 | 9,924 | 11,261 | 10,576 | 14,987 | 15,616 | 15,986 | 12,520 | 13,128 | 14,512 |
| (1) | 5.7 | 5.3 | 2.3 | 49.6 | 43.8 | 45.2 | 25.2 | 17.7 | 17.6 | 7.8 | 11.4 | 21.3 |
| 適判合格件数 | - | - | 0 | 1 | 52 | 208 | 873 | 1,430 | 1,686 | 1,539 | 1,830 | 2,058 |
| 4号建築物 | 35,756 | 38,428 | 37,259 | 26,628 | 35,098 | 31,838 | 38,231 | 35,929 | 33,334 | 25,588 | 30,784 | 34,862 |
| (2) | 9.8 | 7.1 | 13.4 | 34.5 | 15.2 | 18.9 | 4.0 | 5.5 | 8.2 | 2.8 | 2.7 | 11.7 |

- 1 特殊建築物、一定規模以上の建築物(建築基準法第6条第1項第1～3号)
- 2 1～3号建築物以外の建築物で木造2階建て等の小規模建築物(建築基準法第6条第1項第4号)



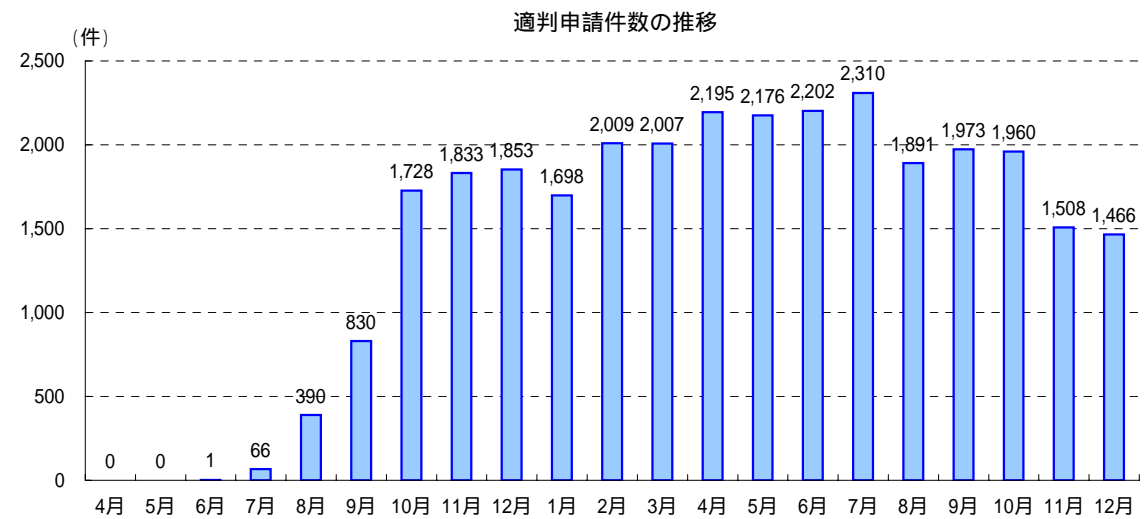
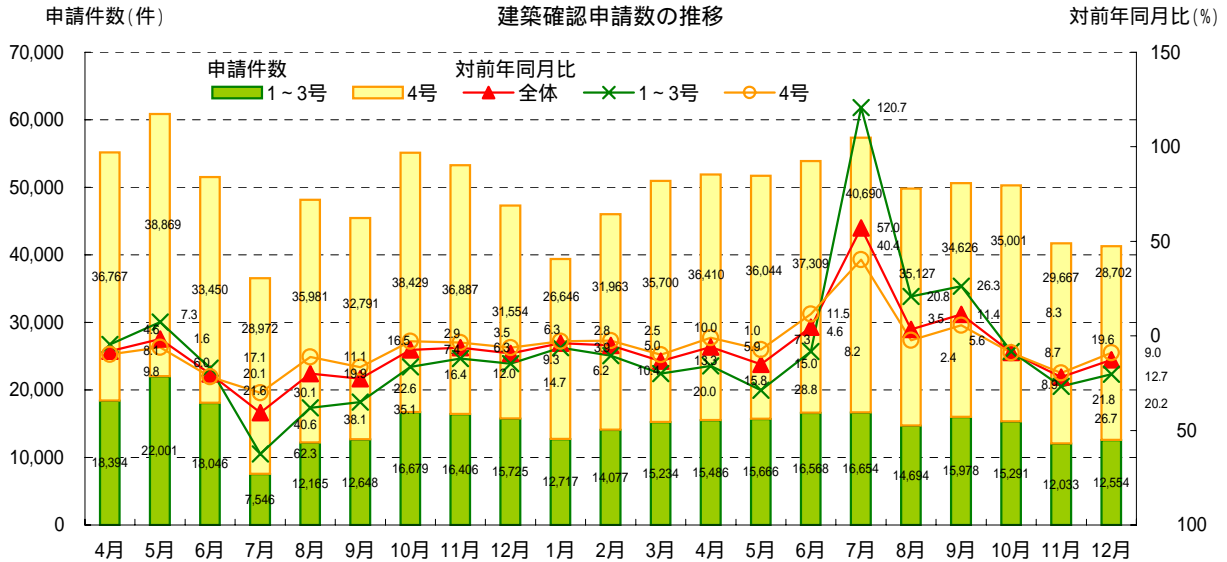
12月の建築確認申請件数は、前月より減少し、対前年同月比は減少。1～3号建築物、4号建築物とも対前年同月比は減少。構造計算適合性判定の申請件数は前月より減少。

【建築確認(申請件数)の推移】

| 平成20年 | 4月 | 5月 | 6月 | 7月 | 8月 | 9月 | 10月 | 11月 | 12月 |
|------------|--------|--------|--------|--------|--------|--------|--------|--------|--------|
| 建築確認(申請件数) | 51,896 | 51,710 | 53,877 | 57,344 | 49,821 | 50,604 | 50,292 | 41,700 | 41,256 |
| (対前年同月比) | 5.9 | 15.0 | 4.6 | 57.0 | 3.5 | 11.4 | 8.7 | 21.8 | 12.7 |
| 1～3号建築物 | 15,486 | 15,666 | 16,568 | 16,654 | 14,694 | 15,978 | 15,291 | 12,033 | 12,554 |
| (1) | 15.8 | 28.8 | 8.2 | 120.7 | 20.8 | 26.3 | 8.3 | 26.7 | 20.2 |
| 適判申請件数 | 2,195 | 2,176 | 2,202 | 2,310 | 1,891 | 1,973 | 1,960 | 1,508 | 1,466 |
| 4号建築物 | 36,410 | 36,044 | 37,309 | 40,690 | 35,127 | 34,626 | 35,001 | 29,667 | 28,702 |
| (2) | 1.0 | 7.3 | 11.5 | 40.4 | 2.4 | 5.6 | 8.9 | 19.6 | 9.0 |

| 平成19年 | 4月 | 5月 | 6月 | 7月 | 8月 | 9月 | 10月 | 11月 | 12月 | 1月 | 2月 | 3月 |
|------------|--------|--------|--------|--------|--------|--------|--------|--------|--------|--------|--------|--------|
| 建築確認(申請件数) | 55,161 | 60,870 | 51,496 | 36,518 | 48,146 | 45,439 | 55,108 | 53,293 | 47,279 | 39,363 | 46,040 | 50,934 |
| (対前年同月比) | 8.1 | 1.6 | 20.1 | 40.6 | 19.9 | 22.6 | 7.4 | 6.3 | 9.3 | 3.9 | 5.0 | 13.3 |
| 1～3号建築物 | 18,394 | 22,001 | 18,046 | 7,546 | 12,165 | 12,648 | 16,679 | 16,406 | 15,725 | 12,717 | 14,077 | 15,234 |
| (1) | 4.6 | 7.3 | 17.1 | 62.3 | 38.1 | 35.1 | 16.4 | 12.0 | 14.7 | 6.2 | 10.4 | 20.0 |
| 適判申請件数 | - | - | - | 1 | 66 | 390 | 830 | 1,728 | 1,833 | 1,698 | 2,009 | 2,007 |
| 4号建築物 | 36,767 | 38,869 | 33,450 | 28,972 | 35,981 | 32,791 | 38,429 | 36,887 | 31,554 | 26,646 | 31,963 | 35,700 |
| (2) | 9.8 | 6.0 | 21.6 | 30.1 | 11.1 | 16.5 | 2.9 | 3.5 | 6.3 | 2.8 | 2.5 | 10.0 |

- 1 特殊建築物、一定規模以上の建築物(建築基準法第6条第1項第1～3号)
- 2 1～3号建築物以外の建築物で木造2階建て等の小規模建築物(建築基準法第6条第1項第4号)



問合せ先
 国土交通省 住宅局 建築指導課 代表 03-5253-8111
 企画専門官 深井 敦夫 (内線39-515)
 係員 上野 翔平 (内線39-533)

確認件数(計画変更を除く)の推移【2007年4月~2008年12月】

| | 総計(特定行政庁+指定確認検査機関) | | | | | | | 特定行政庁 | | | | | | | 指定確認検査機関 | | | | | | | | | |
|-----|--------------------|------|------------|------|-------------|------------|------|------------|------|-----------|------------|-----|--------|------|------------|------|-------------|------------|-------|------------|------|-----------|------------|---|
| | 合計 | | 対前年 同月比 | | 1-3号 建築物 | 対前年 同月比 | | 構造適判 合格 | | 4号 建築物 | 対前年 同月比 | | 合計 | | 対前年 同月比 | | 1-3号 建築物 | 対前年 同月比 | | 構造適判 合格 | | 4号 建築物 | 対前年 同月比 | |
| | 件 | % | 件 | % | 件 | 件 | % | 件 | 件 | 件 | % | 件 | 件 | 件 | % | 件 | % | 件 | % | 件 | 件 | % | 件 | % |
| 4月 | 52,735 | 8.5 | 16,979 | 5.7 | - | 35,756 | 9.8 | 16,115 | 19.3 | 4,423 | 20.3 | - | 11,692 | 18.9 | 36,620 | 2.8 | 12,556 | 0.7 | - | 24,064 | 4.6 | | | |
| 5月 | 57,374 | 6.5 | 18,946 | 5.3 | - | 38,428 | 7.1 | 17,772 | 17.2 | 5,160 | 20.1 | - | 12,612 | 15.9 | 39,602 | 0.8 | 13,786 | 1.8 | - | 25,816 | 2.1 | | | |
| 6月 | 58,414 | 9.7 | 21,155 | 2.3 | 0 | 37,259 | 13.4 | 19,907 | 8.8 | 6,896 | 2.1 | 0 | 13,011 | 13.6 | 38,507 | 10.2 | 14,259 | 4.3 | 0 | 24,248 | 13.3 | | | |
| 7月 | 36,552 | 39.4 | 9,924 | 49.6 | 1 | 26,628 | 34.5 | 12,167 | 39.1 | 3,128 | 49.0 | 0 | 9,039 | 34.6 | 24,385 | 39.6 | 6,796 | 49.8 | 1 | 17,589 | 34.5 | | | |
| 8月 | 46,359 | 24.5 | 11,261 | 43.8 | 52 | 35,098 | 15.2 | 13,586 | 33.4 | 2,613 | 59.5 | 18 | 10,973 | 21.3 | 32,773 | 20.1 | 8,648 | 36.3 | 34 | 24,125 | 12.1 | | | |
| 9月 | 42,414 | 27.5 | 10,576 | 45.2 | 208 | 31,838 | 18.9 | 12,813 | 32.3 | 2,477 | 57.7 | 87 | 10,336 | 20.9 | 29,601 | 25.3 | 8,099 | 39.7 | 121 | 21,502 | 17.8 | | | |
| 10月 | 53,218 | 11.1 | 14,987 | 25.2 | 873 | 38,231 | 4.0 | 16,976 | 11.7 | 3,721 | 38.0 | 370 | 13,255 | 0.3 | 36,242 | 10.9 | 11,266 | 19.8 | 503 | 24,976 | 6.2 | | | |
| 11月 | 51,545 | 9.6 | 15,616 | 17.7 | 1,430 | 35,929 | 5.5 | 16,074 | 8.1 | 4,002 | 24.4 | 531 | 12,072 | 0.0 | 35,471 | 10.3 | 11,614 | 15.1 | 899 | 23,857 | 7.7 | | | |
| 12月 | 49,320 | 11.5 | 15,986 | 17.6 | 1,686 | 33,334 | 8.2 | 14,932 | 8.8 | 3,837 | 27.3 | 573 | 11,095 | 0.0 | 34,388 | 12.6 | 12,149 | 14.0 | 1,113 | 22,239 | 11.8 | | | |
| 1月 | 38,108 | 4.5 | 12,520 | 7.8 | 1,539 | 25,588 | 2.8 | 10,705 | 3.1 | 2,885 | 17.4 | 526 | 7,820 | 3.5 | 27,403 | 5.0 | 9,635 | 4.4 | 1,013 | 17,768 | 5.3 | | | |
| 2月 | 43,912 | 5.5 | 13,128 | 11.4 | 1,830 | 30,784 | 2.7 | 12,830 | 8.8 | 3,339 | 20.6 | 678 | 9,491 | 3.7 | 31,082 | 4.0 | 9,789 | 7.7 | 1,152 | 21,293 | 2.2 | | | |
| 3月 | 49,374 | 14.8 | 14,512 | 21.3 | 2,058 | 34,862 | 11.7 | 15,707 | 13.2 | 3,740 | 28.3 | 737 | 11,967 | 7.1 | 33,667 | 15.5 | 10,772 | 18.6 | 1,321 | 22,895 | 13.9 | | | |
| 4月 | 50,363 | 4.5 | 14,904 | 12.2 | 2,001 | 35,459 | 0.8 | 15,343 | 4.8 | 3,414 | 22.8 | 716 | 11,929 | 2.0 | 35,020 | 4.4 | 11,490 | 8.5 | 1,285 | 23,530 | 2.2 | | | |
| 5月 | 50,792 | 11.5 | 15,185 | 19.9 | 2,116 | 35,607 | 7.3 | 15,498 | 12.8 | 3,681 | 28.7 | 718 | 11,817 | 6.3 | 35,294 | 10.9 | 11,504 | 16.6 | 1,398 | 23,790 | 7.8 | | | |
| 6月 | 53,696 | 8.1 | 16,547 | 21.8 | 2,260 | 37,149 | 0.3 | 16,117 | 19.0 | 4,085 | 40.8 | 818 | 12,032 | 7.5 | 37,579 | 2.4 | 12,462 | 12.6 | 1,442 | 25,117 | 3.6 | | | |
| 7月 | 56,668 | 55.0 | 16,685 | 68.1 | 2,286 | 39,983 | 50.2 | 16,212 | 33.2 | 3,940 | 26.0 | 813 | 12,272 | 35.8 | 40,456 | 65.9 | 12,745 | 87.5 | 1,473 | 27,711 | 57.5 | | | |
| 8月 | 49,905 | 7.6 | 14,750 | 31.0 | 1,959 | 35,155 | 0.2 | 14,343 | 5.6 | 3,582 | 37.1 | 682 | 10,761 | 1.9 | 35,562 | 8.5 | 11,168 | 29.1 | 1,277 | 24,394 | 1.1 | | | |
| 9月 | 50,180 | 18.3 | 15,328 | 44.9 | 2,089 | 34,852 | 9.5 | 14,335 | 11.9 | 3,450 | 39.3 | 699 | 10,885 | 5.3 | 35,845 | 21.1 | 11,878 | 46.7 | 1,390 | 23,967 | 11.5 | | | |
| 10月 | 50,996 | 4.2 | 15,813 | 5.5 | 2,167 | 35,183 | 8.0 | 15,220 | 10.3 | 3,711 | 0.3 | 743 | 11,509 | 13.2 | 35,776 | 1.3 | 12,102 | 7.4 | 1,424 | 23,674 | 5.2 | | | |
| 11月 | 41,611 | 19.3 | 12,415 | 20.5 | 1,676 | 29,196 | 18.7 | 11,763 | 26.8 | 2,834 | 29.2 | 534 | 8,929 | 26.0 | 29,848 | 15.9 | 9,581 | 17.5 | 1,142 | 20,267 | 15.0 | | | |
| 12月 | 43,943 | 10.9 | 13,755 | 14.0 | 1,756 | 30,188 | 9.4 | 12,207 | 18.2 | 3,062 | 20.2 | 527 | 9,145 | 17.6 | 31,736 | 7.7 | 10,693 | 12.0 | 1,229 | 21,043 | 5.4 | | | |

申請件数(計画変更を除く)の推移【2007年4月~2008年12月】

| | 総計(特定行政庁+指定確認検査機関) | | | | | | | 特定行政庁 | | | | | | | 指定確認検査機関 | | | | | | | | | |
|-----|--------------------|------|------------|-------|-------------|------------|------|------------|------|-----------|------------|-----|--------|------|------------|------|-------------|------------|-------|------------|------|-----------|------------|---|
| | 合計 | | 対前年 同月比 | | 1-3号 建築物 | 対前年 同月比 | | 構造適判 申請 | | 4号 建築物 | 対前年 同月比 | | 合計 | | 対前年 同月比 | | 1-3号 建築物 | 対前年 同月比 | | 構造適判 申請 | | 4号 建築物 | 対前年 同月比 | |
| | 件 | % | 件 | % | 件 | 件 | % | 件 | 件 | 件 | % | 件 | 件 | 件 | % | 件 | % | 件 | % | 件 | 件 | % | 件 | % |
| 4月 | 55,161 | 8.1 | 18,394 | 4.6 | - | 36,767 | 9.8 | 17,037 | 20.0 | 5,028 | 19.1 | - | 12,009 | 20.4 | 38,124 | 1.6 | 13,366 | 2.4 | - | 24,758 | 3.6 | | | |
| 5月 | 60,870 | 1.6 | 22,001 | 7.3 | - | 38,869 | 6.0 | 18,978 | 10.6 | 6,191 | 3.9 | - | 12,787 | 13.5 | 41,892 | 3.1 | 15,810 | 12.5 | - | 26,082 | 1.8 | | | |
| 6月 | 51,496 | 20.1 | 18,046 | 17.1 | 1 | 33,450 | 21.6 | 17,860 | 17.9 | 6,052 | 11.3 | 1 | 11,808 | 21.0 | 33,636 | 21.2 | 11,994 | 19.8 | 0 | 21,642 | 21.9 | | | |
| 7月 | 36,518 | 40.6 | 7,546 | 62.3 | 66 | 28,972 | 30.1 | 11,216 | 44.5 | 1,751 | 72.2 | 42 | 9,465 | 32.0 | 25,302 | 38.6 | 5,795 | 57.8 | 24 | 19,507 | 29.0 | | | |
| 8月 | 48,146 | 19.9 | 12,165 | 38.1 | 390 | 35,981 | 11.1 | 14,271 | 28.5 | 2,881 | 53.8 | 204 | 11,390 | 16.9 | 33,875 | 15.6 | 9,284 | 30.7 | 186 | 24,591 | 8.1 | | | |
| 9月 | 45,439 | 22.6 | 12,648 | 35.1 | 830 | 32,791 | 16.5 | 13,962 | 25.8 | 3,186 | 44.7 | 370 | 10,776 | 17.5 | 31,477 | 21.2 | 9,462 | 31.0 | 460 | 22,015 | 16.0 | | | |
| 10月 | 55,108 | 7.4 | 16,679 | 16.4 | 1,728 | 38,429 | 2.9 | 17,781 | 5.7 | 4,315 | 25.9 | 616 | 13,466 | 3.4 | 37,327 | 8.3 | 12,364 | 12.5 | 1,112 | 24,963 | 6.0 | | | |
| 11月 | 53,293 | 6.3 | 16,406 | 12.0 | 1,833 | 36,887 | 3.5 | 16,779 | 2.1 | 4,294 | 15.4 | 704 | 12,485 | 3.5 | 36,514 | 8.1 | 12,112 | 10.7 | 1,129 | 24,402 | 6.7 | | | |
| 12月 | 47,279 | 9.3 | 15,725 | 14.7 | 1,853 | 31,554 | 6.3 | 13,792 | 7.4 | 3,805 | 20.6 | 650 | 9,987 | 1.1 | 33,487 | 10.0 | 11,920 | 12.6 | 1,203 | 21,567 | 8.5 | | | |
| 1月 | 39,363 | 3.9 | 12,717 | 6.2 | 1,698 | 26,646 | 2.8 | 11,540 | 2.9 | 3,161 | 13.5 | 628 | 8,379 | 1.9 | 27,823 | 4.4 | 9,556 | 3.5 | 1,070 | 18,267 | 4.8 | | | |
| 2月 | 46,040 | 5.0 | 14,077 | 10.4 | 2,009 | 31,963 | 2.5 | 13,602 | 8.6 | 3,673 | 18.1 | 734 | 9,929 | 4.5 | 32,438 | 3.5 | 10,404 | 7.3 | 1,275 | 22,034 | 1.5 | | | |
| 3月 | 50,934 | 13.3 | 15,234 | 20.0 | 2,007 | 35,700 | 10.0 | 16,054 | 11.7 | 3,925 | 27.9 | 722 | 12,129 | 4.8 | 34,880 | 14.0 | 11,309 | 16.8 | 1,285 | 23,571 | 12.5 | | | |
| 4月 | 51,896 | 5.9 | 15,486 | 15.8 | 2,195 | 36,410 | 1.0 | 16,430 | 3.6 | 3,961 | 21.2 | 774 | 12,469 | 3.8 | 35,466 | 7.0 | 11,525 | 13.8 | 1,421 | 23,941 | 3.3 | | | |
| 5月 | 51,710 | 15.0 | 15,666 | 28.8 | 2,176 | 36,044 | 7.3 | 16,243 | 14.4 | 4,112 | 33.6 | 781 | 12,131 | 5.1 | 35,467 | 15.3 | 11,554 | 26.9 | 1,395 | 23,913 | 8.3 | | | |
| 6月 | 53,877 | 4.6 | 16,568 | 8.2 | 2,202 | 37,309 | 11.5 | 15,758 | 11.8 | 3,910 | 35.4 | 848 | 11,848 | 0.3 | 38,119 | 13.3 | 12,658 | 5.5 | 1,354 | 25,461 | 17.6 | | | |
| 7月 | 57,344 | 57.0 | 16,654 | 120.7 | 2,310 | 40,690 | 40.4 | 16,275 | 45.1 | 3,935 | 124.7 | 775 | 12,340 | 30.4 | 41,069 | 62.3 | 12,719 | 119.5 | 1,535 | 28,350 | 45.3 | | | |
| 8月 | 49,821 | 3.5 | 14,694 | 20.8 | 1,891 | 35,127 | 2.4 | 14,079 | 1.3 | 3,420 | 18.7 | 607 | 10,659 | 6.4 | 35,742 | 5.5 | 11,274 | 21.4 | 1,284 | 24,468 | 0.5 | | | |
| 9月 | 50,604 | 11.4 | 15,978 | 26.3 | 1,973 | 34,626 | 5.6 | 14,752 | 5.7 | 3,456 | 8.5 | 636 | 11,296 | 4.8 | 35,852 | 13.9 | 12,522 | 32.3 | 1,337 | 23,330 | 6.0 | | | |
| 10月 | 50,292 | 8.7 | 15,291 | 8.3 | 1,960 | 35,001 | 8.9 | 14,729 | 17.2 | 3,378 | 21.7 | 659 | 11,351 | 15.7 | 35,563 | 4.7 | 11,913 | 3.6 | 1,301 | 23,650 | 5.3 | | | |
| 11月 | 41,700 | 21.8 | 12,033 | 26.7 | 1,508 | 29,667 | 19.6 | 11,640 | 30.6 | 2,614 | 39.1 | 432 | 9,026 | 27.7 | 30,060 | 17.7 | 9,419 | 22.2 | 1,076 | 20,641 | 15.4 | | | |
| 12月 | 41,256 | 12.7 | 12,554 | 20.2 | 1,466 | 28,702 | 9.0 | 11,134 | 19.3 | 2,705 | 28.9 | 443 | 8,429 | 15.6 | 30,122 | 10.0 | 9,849 | 17.4 | 1,023 | 20,273 | 6.0 | | | |

都道府県別確認件数 (計画変更を除く。) [2008年12月]

| | 総計 (特定行政庁 + 指定機関) | | | | | | | 特定行政庁 | | | | | | | 指定確認検査機関 | | | | | | | | | | |
|-------|-------------------|------|--------|------|---------|--------|-------|--------|------|-------|--------|-------|---------|--------|----------|--------|-------|-------|--------|-------|---------|---|-------|---|--|
| | 合計 | | 対前年同月比 | | 1~3号建築物 | | 4号建築物 | | 合計 | | 対前年同月比 | | 1~3号建築物 | | 4号建築物 | | 合計 | | 対前年同月比 | | 1~3号建築物 | | 4号建築物 | | |
| | 件 | % | 件 | % | 件 | % | 件 | % | 件 | % | 件 | % | 件 | % | 件 | % | 件 | % | 件 | % | 件 | % | 件 | % | |
| 総数 | 43,943 | 10.9 | 13,755 | 14.0 | 1,756 | 30,188 | 9.4 | 12,207 | 18.2 | 3,062 | 527 | 9,145 | 17.6 | 31,736 | 7.7 | 10,693 | 12.0 | 1,229 | 21,043 | 5.4 | | | | | |
| 1北海道 | 1,116 | 15.0 | 271 | 42.6 | 31 | 845 | 0.5 | 727 | 19.5 | 144 | 42.2 | 11 | 583 | 10.9 | 389 | 5.1 | 127 | 43.0 | 20 | 262 | 40.1 | | | | |
| 2青森 | 299 | 8.0 | 76 | 12.6 | 7 | 223 | 6.3 | 103 | 9.6 | 30 | 16.7 | 3 | 73 | 25.9 | 196 | 15.2 | 46 | 9.8 | 4 | 150 | 16.7 | | | | |
| 3岩手 | 472 | 14.5 | 77 | 26.0 | 11 | 395 | 11.8 | 346 | 12.0 | 54 | 27.0 | 8 | 292 | 8.5 | 126 | 20.8 | 23 | 23.3 | 3 | 103 | 20.2 | | | | |
| 4宮城 | 848 | 3.1 | 192 | 22.9 | 24 | 656 | 4.8 | 259 | 13.4 | 48 | 36.8 | 8 | 211 | 5.4 | 589 | 2.3 | 144 | 16.8 | 16 | 445 | 10.4 | | | | |
| 5秋田 | 315 | 17.3 | 68 | 21.8 | 5 | 247 | 16.0 | 160 | 14.0 | 31 | 27.9 | 5 | 129 | 9.8 | 155 | 20.5 | 37 | 15.9 | 0 | 118 | 21.9 | | | | |
| 6山形 | 266 | 30.9 | 50 | 46.8 | 2 | 216 | 25.8 | 73 | 62.9 | 25 | 56.1 | 2 | 48 | 65.7 | 193 | 2.7 | 25 | 32.4 | 0 | 168 | 11.3 | | | | |
| 7福島 | 733 | 14.2 | 151 | 28.4 | 21 | 582 | 9.5 | 117 | 36.1 | 24 | 47.8 | 9 | 93 | 32.1 | 616 | 8.2 | 127 | 23.0 | 12 | 489 | 3.4 | | | | |
| 8茨城 | 1,295 | 15.6 | 318 | 9.7 | 33 | 977 | 17.4 | 210 | 22.2 | 57 | 1.7 | 16 | 153 | 27.8 | 1,085 | 14.2 | 261 | 11.2 | 17 | 824 | 15.1 | | | | |
| 9栃木 | 1,049 | 4.2 | 336 | 7.3 | 20 | 713 | 8.8 | 563 | 19.0 | 86 | 24.6 | 12 | 477 | 17.9 | 486 | 21.5 | 250 | 25.6 | 8 | 236 | 17.4 | | | | |
| 10群馬 | 992 | 11.3 | 233 | 10.0 | 23 | 759 | 11.6 | 706 | 16.0 | 100 | 21.3 | 15 | 606 | 15.0 | 286 | 2.9 | 133 | 0.8 | 8 | 153 | 4.8 | | | | |
| 11埼玉 | 2,989 | 9.8 | 798 | 17.3 | 93 | 2,191 | 6.8 | 447 | 21.7 | 78 | 44.7 | 19 | 369 | 14.2 | 2,542 | 7.4 | 720 | 12.6 | 74 | 1,822 | 5.1 | | | | |
| 12千葉 | 2,296 | 17.6 | 620 | 13.5 | 63 | 1,676 | 19.0 | 303 | 32.2 | 77 | 1.3 | 10 | 226 | 38.8 | 1,993 | 14.8 | 543 | 15.0 | 53 | 1,450 | 14.7 | | | | |
| 13東京 | 3,768 | 2.6 | 1,838 | 0.0 | 279 | 1,930 | 5.0 | 1,137 | 16.3 | 409 | 15.1 | 58 | 728 | 16.9 | 2,631 | 4.7 | 1,429 | 5.4 | 221 | 1,202 | 4.0 | | | | |
| 14神奈川 | 3,161 | 11.4 | 1,019 | 20.0 | 109 | 2,142 | 6.6 | 651 | 23.0 | 94 | 39.4 | 25 | 557 | 19.3 | 2,510 | 7.8 | 925 | 17.3 | 84 | 1,585 | 1.1 | | | | |
| 15新潟 | 824 | 16.2 | 165 | 26.0 | 23 | 659 | 13.3 | 394 | 26.4 | 69 | 29.6 | 7 | 325 | 25.6 | 430 | 4.0 | 96 | 23.2 | 16 | 334 | 3.4 | | | | |
| 16富山 | 362 | 11.7 | 73 | 21.5 | 12 | 289 | 8.8 | 174 | 22.7 | 45 | 35.7 | 9 | 129 | 16.8 | 188 | 1.6 | 28 | 21.7 | 3 | 160 | 1.2 | | | | |
| 17石川 | 389 | 15.4 | 94 | 16.1 | 19 | 295 | 15.2 | 226 | 13.1 | 55 | 12.7 | 12 | 9 | 13.2 | 163 | 18.5 | 39 | 20.4 | 7 | 124 | 17.9 | | | | |
| 18福井 | 300 | 2.4 | 91 | 2.2 | 10 | 209 | 2.5 | 217 | 4.8 | 63 | 16.0 | 9 | 154 | 0.7 | 83 | 27.7 | 28 | 100.0 | 1 | 55 | 7.8 | | | | |
| 19山梨 | 323 | 8.0 | 70 | 23.1 | 9 | 253 | 2.7 | 68 | 29.2 | 15 | 37.5 | 4 | 53 | 26.4 | 255 | 0.0 | 55 | 17.9 | 5 | 200 | 6.4 | | | | |
| 20長野 | 842 | 16.5 | 225 | 20.2 | 22 | 617 | 15.0 | 495 | 18.6 | 97 | 21.1 | 16 | 398 | 17.9 | 347 | 13.3 | 128 | 19.5 | 6 | 219 | 9.1 | | | | |
| 21岐阜 | 788 | 9.0 | 214 | 2.7 | 38 | 574 | 11.1 | 122 | 10.9 | 46 | 2.2 | 15 | 76 | 16.9 | 666 | 11.9 | 168 | 4.0 | 23 | 498 | 14.3 | | | | |
| 22静岡 | 1,796 | 3.9 | 521 | 10.8 | 68 | 1,275 | 0.7 | 232 | 9.4 | 56 | 12.5 | 18 | 176 | 18.9 | 1,564 | 5.6 | 465 | 10.6 | 50 | 1,099 | 3.3 | | | | |
| 23愛知 | 3,206 | 12.1 | 1,083 | 9.8 | 153 | 2,123 | 13.3 | 437 | 31.1 | 128 | 20.5 | 40 | 309 | 34.7 | 2,769 | 8.2 | 955 | 8.2 | 113 | 1,814 | 8.2 | | | | |
| 24三重 | 798 | 11.7 | 238 | 20.7 | 30 | 560 | 7.3 | 319 | 25.5 | 82 | 29.9 | 14 | 237 | 23.8 | 479 | 0.6 | 156 | 14.8 | 16 | 323 | 10.2 | | | | |
| 25滋賀 | 682 | 17.7 | 184 | 23.3 | 28 | 498 | 15.4 | 90 | 19.6 | 29 | 31.8 | 11 | 61 | 32.2 | 592 | 17.4 | 155 | 28.9 | 17 | 437 | 12.4 | | | | |
| 26京都 | 816 | 16.6 | 264 | 19.5 | 29 | 552 | 15.2 | 150 | 37.5 | 35 | 16.7 | 4 | 115 | 41.9 | 666 | 9.9 | 229 | 19.9 | 25 | 437 | 3.5 | | | | |
| 27大阪 | 2,439 | 10.3 | 1,120 | 13.8 | 146 | 1,319 | 7.0 | 171 | 17.8 | 83 | 1.2 | 16 | 88 | 29.0 | 2,268 | 9.7 | 1,037 | 14.7 | 130 | 1,231 | 4.9 | | | | |
| 28兵庫 | 1,744 | 12.5 | 596 | 8.2 | 84 | 1,148 | 14.6 | 165 | 17.5 | 48 | 14.3 | 8 | 117 | 18.8 | 1,579 | 11.9 | 548 | 7.6 | 76 | 1,031 | 14.1 | | | | |
| 29奈良 | 482 | 13.5 | 143 | 1.4 | 15 | 339 | 17.7 | 65 | 38.3 | 39 | 160.0 | 3 | 26 | 18.8 | 417 | 18.2 | 104 | 20.0 | 12 | 313 | 17.6 | | | | |
| 30和歌山 | 331 | 22.5 | 83 | 33.1 | 10 | 248 | 18.2 | 115 | 47.2 | 25 | 52.8 | 2 | 90 | 45.5 | 216 | 3.3 | 58 | 18.3 | 8 | 158 | 14.5 | | | | |
| 31鳥取 | 153 | 7.3 | 47 | 0.0 | 5 | 106 | 10.2 | 32 | 45.5 | 11 | 57.1 | 1 | 21 | 40.0 | 121 | 15.4 | 36 | 10.0 | 4 | 85 | 17.5 | | | | |
| 32島根 | 181 | 18.8 | 46 | 9.8 | 9 | 135 | 21.5 | 107 | 8.5 | 23 | 21.1 | 8 | 84 | 14.3 | 74 | 30.2 | 23 | 28.1 | 1 | 51 | 31.1 | | | | |
| 33岡山 | 700 | 3.4 | 214 | 11.2 | 21 | 486 | 0.4 | 53 | 3.6 | 14 | 12.5 | 5 | 39 | 0.0 | 647 | 3.4 | 200 | 11.1 | 16 | 447 | 0.4 | | | | |
| 34広島 | 886 | 8.9 | 306 | 9.2 | 49 | 580 | 8.8 | 215 | 8.0 | 92 | 33.3 | 20 | 123 | 5.4 | 671 | 13.3 | 214 | 20.1 | 29 | 457 | 9.7 | | | | |
| 35山口 | 477 | 15.7 | 159 | 21.3 | 20 | 318 | 12.6 | 150 | 27.5 | 58 | 1.7 | 14 | 92 | 37.8 | 327 | 8.9 | 101 | 29.4 | 6 | 226 | 4.6 | | | | |
| 36徳島 | 268 | 3.5 | 55 | 16.7 | 8 | 213 | 10.4 | 129 | 11.2 | 32 | 23.8 | 6 | 97 | 31.1 | 139 | 2.8 | 23 | 4.2 | 2 | 116 | 2.5 | | | | |
| 37香川 | 406 | 1.0 | 89 | 16.0 | 17 | 317 | 7.1 | 56 | 3.7 | 32 | 52.4 | 7 | 24 | 27.3 | 350 | 0.6 | 57 | 32.9 | 10 | 293 | 11.4 | | | | |
| 38愛媛 | 525 | 5.1 | 153 | 2.5 | 20 | 372 | 6.1 | 143 | 17.3 | 37 | 30.2 | 13 | 106 | 11.7 | 382 | 0.5 | 116 | 11.5 | 7 | 266 | 3.6 | | | | |
| 39高知 | 181 | 8.6 | 58 | 6.5 | 9 | 123 | 9.6 | 77 | 15.4 | 30 | 9.1 | 9 | 47 | 19.0 | 104 | 2.8 | 28 | 3.4 | 0 | 76 | 2.6 | | | | |
| 40福岡 | 1,484 | 6.7 | 497 | 11.9 | 75 | 987 | 3.9 | 460 | 7.4 | 117 | 20.4 | 6 | 343 | 2.0 | 1,024 | 6.4 | 380 | 8.9 | 69 | 644 | 4.9 | | | | |
| 41佐賀 | 302 | 0.7 | 101 | 6.5 | 8 | 201 | 2.6 | 171 | 0.6 | 65 | 3.2 | 7 | 106 | 2.8 | 131 | 0.8 | 36 | 20.0 | 1 | 95 | 9.2 | | | | |
| 42長崎 | 349 | 20.5 | 106 | 19.1 | 16 | 243 | 21.1 | 250 | 19.6 | 62 | 3.1 | 8 | 188 | 23.9 | 99 | 22.7 | 44 | 34.3 | 8 | 55 | 9.8 | | | | |
| 43熊本 | 586 | 15.9 | 134 | 41.5 | 21 | 452 | 3.4 | 177 | 23.7 | 61 | 22.8 | 4 | 116 | 24.2 | 409 | 12.0 | 73 | 51.3 | 17 | 336 | 6.7 | | | | |
| 44大分 | 384 | 11.3 | 106 | 24.8 | 13 | 278 | 4.8 | 175 | 1.7 | 35 | 28.6 | 7 | 140 | 8.5 | 209 | 18.0 | 71 | 22.8 | 6 | 138 | 15.3 | | | | |
| 45宮崎 | 401 | 15.8 | 84 | 32.3 | 8 | 317 | 9.9 | 277 | 8.0 | 58 | 27.5 | 5 | 219 | 0.9 | 124 | 29.1 | 26 | 40.9 | 3 | 98 | 25.2 | | | | |
| 46鹿児島 | 554 | 22.9 | 131 | 35.8 | 12 | 423 | 10.7 | 364 | 19.8 | 93 | 29.5 | 10 | 271 | 15.8 | 190 | 28.3 | 38 | 47.2 | 2 | 152 | 21.2 | | | | |
| 47沖縄 | 385 | 16.0 | 258 | 20.6 | 28 | 127 | 7.6 | 129 | 16.2 | 70 | 25.0 | 8 | 59 | 7.3 | 256 | 15.8 | 188 | 19.0 | 20 | 68 | 7.9 | | | | |

都道府県別申請件数(計画変更を除く。)(2008年12月)

| 都道府県 | 総計(特定行政庁+指定機関) | | | | | | | 特定行政庁 | | | | | | | 指定確認検査機関 | | | | | | |
|--------|----------------|------------|-------------|------------|------------|-----------|------------|--------|------------|-------------|------------|------------|-----------|------------|----------|------------|-------------|------------|------------|-----------|------------|
| | 合計 | 対前年 同月比 | 1~3号 建築物 | 対前年 同月比 | 構造適判 申請 | 4号 建築物 | 対前年 同月比 | 合計 | 対前年 同月比 | 1~3号 建築物 | 対前年 同月比 | 構造適判 申請 | 4号 建築物 | 対前年 同月比 | 合計 | 対前年 同月比 | 1~3号 建築物 | 対前年 同月比 | 構造適判 申請 | 4号 建築物 | 対前年 同月比 |
| | | | | | | | | | | | | | | | | | | | | | |
| 総数 | 41,256 | 12.7 | 12,554 | 20.2 | 1,466 | 28,702 | 9.0 | 11,134 | 19.3 | 2,705 | 28.9 | 443 | 8,429 | 15.6 | 30,122 | 10.0 | 9,849 | 17.4 | 1,023 | 20,273 | 6.0 |
| 1北海道 | 997 | 7.1 | 262 | 29.6 | 20 | 735 | 4.9 | 639 | 10.6 | 138 | 21.1 | 11 | 501 | 7.2 | 358 | 0.0 | 124 | 37.1 | 9 | 234 | 45.3 |
| 2青森 | 287 | 1.7 | 75 | 6.3 | 9 | 212 | 0.0 | 95 | 9.2 | 29 | 14.7 | 4 | 66 | 24.5 | 192 | 6.3 | 46 | 0.0 | 5 | 146 | 8.2 |
| 3岩手 | 409 | 11.3 | 61 | 25.6 | 10 | 348 | 8.2 | 293 | 13.6 | 36 | 37.9 | 6 | 257 | 8.5 | 116 | 4.9 | 25 | 4.2 | 4 | 91 | 7.1 |
| 4宮城 | 795 | 4.9 | 166 | 31.4 | 22 | 629 | 5.9 | 251 | 7.7 | 45 | 31.8 | 12 | 206 | 0.0 | 544 | 3.5 | 121 | 31.3 | 10 | 423 | 9.0 |
| 5秋田 | 257 | 22.1 | 55 | 31.3 | 10 | 202 | 19.2 | 128 | 27.3 | 27 | 43.8 | 6 | 101 | 21.1 | 129 | 16.2 | 28 | 12.5 | 4 | 101 | 17.2 |
| 6山形 | 275 | 20.1 | 60 | 21.1 | 6 | 215 | 19.8 | 80 | 48.7 | 29 | 29.3 | 4 | 51 | 55.7 | 195 | 3.7 | 31 | 11.4 | 2 | 164 | 7.2 |
| 7福島 | 698 | 14.7 | 143 | 29.2 | 15 | 555 | 9.9 | 118 | 22.4 | 27 | 35.7 | 9 | 91 | 17.3 | 580 | 12.9 | 116 | 27.5 | 6 | 464 | 8.3 |
| 8茨城 | 1,225 | 15.9 | 302 | 16.3 | 31 | 923 | 15.8 | 187 | 25.5 | 53 | 17.8 | 16 | 134 | 35.0 | 1,038 | 13.9 | 249 | 21.2 | 15 | 789 | 11.3 |
| 9栃木 | 999 | 3.9 | 325 | 4.8 | 17 | 674 | 7.7 | 524 | 17.4 | 83 | 20.2 | 12 | 441 | 16.8 | 475 | 17.0 | 242 | 17.5 | 5 | 233 | 16.5 |
| 10群馬 | 927 | 11.6 | 210 | 17.3 | 16 | 717 | 9.8 | 650 | 16.1 | 86 | 30.1 | 14 | 564 | 13.5 | 277 | 1.1 | 124 | 5.3 | 2 | 153 | 7.0 |
| 11埼玉 | 2,979 | 9.4 | 764 | 21.4 | 65 | 2,215 | 4.3 | 501 | 13.5 | 79 | 48.0 | 15 | 422 | 1.2 | 2,478 | 8.5 | 685 | 16.5 | 50 | 1,793 | 5.0 |
| 12千葉 | 2,379 | 17.3 | 578 | 23.3 | 57 | 1,801 | 15.2 | 272 | 31.5 | 68 | 4.2 | 10 | 204 | 37.4 | 2,107 | 15.1 | 510 | 25.3 | 47 | 1,597 | 11.2 |
| 13東京都 | 3,450 | 9.4 | 1,676 | 14.2 | 256 | 1,774 | 4.3 | 1,087 | 18.0 | 407 | 29.8 | 56 | 680 | 8.8 | 2,363 | 4.8 | 1,269 | 7.6 | 200 | 1,094 | 1.3 |
| 14神奈川県 | 2,826 | 15.9 | 901 | 24.8 | 111 | 1,925 | 25.0 | 553 | 91 | 40.1 | 20 | 462 | 21.0 | 2,273 | 13.3 | 810 | 22.6 | 91 | 1,463 | 7.2 | |
| 15新潟 | 737 | 13.1 | 141 | 23.4 | 16 | 596 | 10.2 | 351 | 20.8 | 59 | 15.7 | 6 | 292 | 21.7 | 386 | 4.7 | 82 | 28.1 | 10 | 304 | 4.5 |
| 16富山 | 327 | 8.7 | 74 | 14.9 | 15 | 253 | 6.6 | 136 | 30.6 | 31 | 44.6 | 11 | 105 | 25.0 | 191 | 17.9 | 43 | 38.7 | 4 | 148 | 13.0 |
| 17石川 | 359 | 17.8 | 81 | 34.1 | 11 | 278 | 8 | 115 | 16.5 | 45 | 38.4 | 8 | 163 | 7.4 | 151 | 19.7 | 36 | 28.0 | 3 | 115 | 16.7 |
| 18福井 | 265 | 4.7 | 71 | 4.1 | 6 | 194 | 8.4 | 192 | 1.0 | 46 | 25.8 | 5 | 146 | 10.6 | 73 | 23.7 | 25 | 108.3 | 1 | 48 | 2.1 |
| 19山梨 | 279 | 16.0 | 59 | 35.2 | 6 | 220 | 8.7 | 46 | 44.6 | 11 | 62.1 | 2 | 35 | 35.2 | 233 | 6.4 | 48 | 22.6 | 4 | 185 | 1.1 |
| 20長野 | 755 | 16.1 | 188 | 28.5 | 14 | 567 | 11.0 | 431 | 15.8 | 77 | 28.7 | 8 | 354 | 12.4 | 324 | 16.5 | 111 | 28.4 | 6 | 213 | 8.6 |
| 21岐阜 | 694 | 19.2 | 169 | 21.8 | 19 | 525 | 18.4 | 87 | 14.7 | 18 | 48.6 | 7 | 69 | 3.0 | 607 | 19.8 | 151 | 16.6 | 12 | 456 | 20.8 |
| 22静岡県 | 1,778 | 5.3 | 516 | 14.1 | 61 | 1,262 | 1.2 | 217 | 6.1 | 56 | 24.3 | 17 | 161 | 2.5 | 1,561 | 5.2 | 460 | 12.7 | 44 | 1,101 | 1.7 |
| 23愛知県 | 2,961 | 18.7 | 972 | 21.7 | 136 | 1,989 | 17.1 | 367 | 47.9 | 92 | 59.5 | 28 | 275 | 42.5 | 2,594 | 11.6 | 880 | 13.3 | 108 | 1,714 | 10.8 |
| 24三重 | 766 | 17.9 | 212 | 34.0 | 24 | 554 | 9.5 | 301 | 27.8 | 69 | 40.0 | 16 | 232 | 23.2 | 465 | 9.9 | 143 | 30.6 | 8 | 322 | 3.9 |
| 25滋賀 | 642 | 21.0 | 159 | 32.6 | 12 | 483 | 16.3 | 76 | 36.7 | 20 | 39.4 | 5 | 56 | 35.6 | 566 | 18.3 | 139 | 31.5 | 7 | 427 | 12.9 |
| 26京都 | 752 | 16.2 | 239 | 16.4 | 32 | 513 | 16.0 | 143 | 30.9 | 36 | 5.3 | 4 | 107 | 36.7 | 609 | 11.7 | 203 | 18.1 | 28 | 406 | 8.1 |
| 27大阪 | 2,289 | 10.0 | 1,030 | 15.0 | 110 | 1,259 | 5.5 | 180 | 12.6 | 82 | 2.5 | 16 | 98 | 22.2 | 2,109 | 9.8 | 948 | 16.3 | 94 | 1,161 | 3.7 |
| 28兵庫県 | 1,671 | 11.1 | 560 | 16.0 | 65 | 1,111 | 8.4 | 157 | 19.1 | 46 | 19.3 | 5 | 111 | 19.0 | 1,514 | 10.2 | 514 | 15.7 | 60 | 1,000 | 7.1 |
| 29奈良 | 458 | 17.5 | 117 | 23.0 | 6 | 341 | 15.4 | 50 | 12.3 | 23 | 20.7 | 1 | 27 | 3.6 | 408 | 18.1 | 94 | 23.6 | 5 | 314 | 16.3 |
| 30和歌山 | 323 | 22.5 | 82 | 35.4 | 8 | 241 | 16.9 | 122 | 42.5 | 30 | 40.0 | 3 | 92 | 43.2 | 201 | 2.0 | 52 | 32.5 | 5 | 149 | 16.4 |
| 31鳥取 | 152 | 8.4 | 48 | 5.9 | 3 | 104 | 9.6 | 31 | 40.9 | 12 | 140.0 | 2 | 19 | 11.8 | 121 | 16.0 | 36 | 21.7 | 1 | 85 | 13.3 |
| 32島根 | 161 | 21.1 | 36 | 30.8 | 6 | 125 | 17.8 | 92 | 3.2 | 15 | 6.3 | 4 | 77 | 2.5 | 69 | 36.7 | 21 | 41.7 | 2 | 48 | 34.2 |
| 33岡山 | 667 | 1.0 | 191 | 5.0 | 16 | 476 | 0.6 | 59 | 5.4 | 13 | 7.1 | 4 | 46 | 9.5 | 608 | 1.6 | 178 | 4.8 | 12 | 430 | 0.2 |
| 34広島 | 809 | 17.5 | 264 | 25.2 | 31 | 545 | 13.2 | 189 | 6.4 | 69 | 22.5 | 14 | 120 | 6.2 | 620 | 20.4 | 195 | 26.1 | 17 | 425 | 17.5 |
| 35山口 | 428 | 21.8 | 134 | 30.2 | 17 | 294 | 17.2 | 128 | 34.0 | 42 | 22.2 | 7 | 86 | 38.6 | 300 | 15.0 | 92 | 33.3 | 10 | 208 | 3.3 |
| 36徳島 | 259 | 2.6 | 57 | 23.0 | 4 | 202 | 5.2 | 125 | 0.8 | 35 | 30.0 | 2 | 90 | 21.6 | 134 | 5.6 | 22 | 8.3 | 2 | 112 | 5.1 |
| 37香川 | 400 | 6.1 | 77 | 18.9 | 17 | 323 | 14.5 | 50 | 2.0 | 24 | 26.3 | 3 | 26 | 13.3 | 350 | 6.7 | 53 | 30.3 | 14 | 297 | 17.9 |
| 38愛媛 | 542 | 6.3 | 158 | 4.6 | 10 | 384 | 7.0 | 156 | 2.0 | 38 | 30.9 | 8 | 118 | 20.4 | 386 | 8.1 | 120 | 25.0 | 2 | 266 | 1.9 |
| 39高知 | 153 | 27.8 | 52 | 35.0 | 5 | 101 | 23.5 | 72 | 29.4 | 26 | 43.5 | 5 | 46 | 17.9 | 81 | 26.4 | 26 | 23.5 | 0 | 55 | 27.6 |
| 40福岡 | 1,358 | 12.9 | 431 | 24.3 | 56 | 927 | 6.5 | 395 | 14.5 | 95 | 36.7 | 4 | 300 | 3.8 | 963 | 12.3 | 336 | 19.8 | 52 | 627 | 7.7 |
| 41佐賀 | 259 | 16.2 | 94 | 20.3 | 10 | 165 | 13.6 | 140 | 20.9 | 54 | 26.0 | 7 | 86 | 17.3 | 119 | 9.8 | 40 | 11.1 | 3 | 79 | 9.2 |
| 42長崎 | 353 | 8.5 | 112 | 2.8 | 14 | 241 | 13.0 | 252 | 7.0 | 66 | 20.0 | 9 | 186 | 13.9 | 101 | 12.2 | 46 | 14.8 | 5 | 55 | 9.8 |
| 43熊本 | 550 | 19.4 | 128 | 42.1 | 27 | 422 | 8.5 | 149 | 31.3 | 52 | 27.8 | 7 | 97 | 33.1 | 401 | 13.8 | 76 | 49.0 | 20 | 325 | 2.8 |
| 44大分 | 365 | 14.5 | 95 | 33.1 | 20 | 270 | 5.3 | 167 | 5.6 | 33 | 32.7 | 10 | 134 | 4.7 | 198 | 20.8 | 62 | 33.3 | 10 | 136 | 13.4 |
| 45宮崎 | 360 | 20.7 | 73 | 36.0 | 5 | 287 | 15.6 | 243 | 14.4 | 51 | 32.0 | 5 | 192 | 8.1 | 117 | 31.2 | 22 | 43.6 | 0 | 95 | 27.5 |
| 46鹿児島 | 500 | 19.9 | 107 | 37.8 | 7 | 393 | 13.1 | 318 | 17.4 | 73 | 31.1 | 6 | 245 | 12.2 | 182 | 23.8 | 34 | 48.5 | 1 | 148 | 14.5 |
| 47沖縄 | 381 | 18.3 | 249 | 17.5 | 32 | 132 | 20.0 | 126 | 28.6 | 68 | 36.0 | 9 | 58 | 20.8 | 255 | 13.8 | 181 | 11.7 | 23 | 74 | 19.4 |